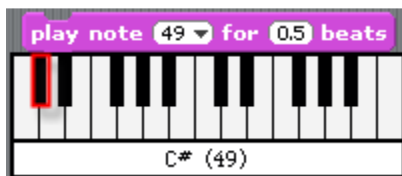
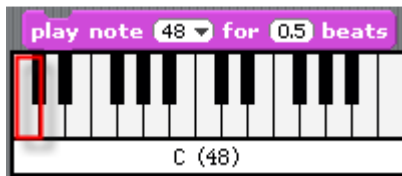


Scratch Programming

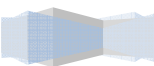
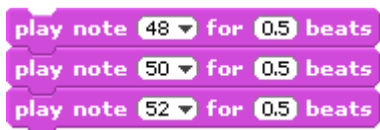
Lesson 6: Create a Scratch Song

In this lesson, I will show you how to add scripts to create a song combo block from your favorite tune.

To add a music script to a sprite, select a sprite and click Sounds Tab. Drag out a "play note ? for ? beats". Click the down arrow to bring up the keyboard.



To create a simple tune that goes Do-Re-Mi, make a script combo block like the one below. DOUBLE CLICK this block to test it.



To add pause between notes, use the `rest for 0.2 beats` block.

```
play note 48 for 0.5 beats
rest for 0.2 beats
play note 50 for 0.5 beats
rest for 0.2 beats
play note 52 for 0.5 beats
```

I created this script to the tune of Twinkle, Twinkle, Little Star.

```
play note 60 for 1 beats
play note 60 for 1 beats
play note 67 for 1 beats
play note 67 for 1 beats
play note 69 for 1 beats
play note 69 for 1 beats
play note 67 for 2 beats
rest for 0.2 beats
play note 65 for 1 beats
play note 65 for 1 beats
play note 64 for 1 beats
play note 64 for 1 beats
play note 62 for 1 beats
play note 62 for 1 beats
play note 60 for 2 beats
```

We are done! DOUBLE CLICK to play this tune.

